

CARATTERISTICHE DIVANO IN FOTO

Tessuto: Viki

Colore: 21

Posti: 3P Letto h14 + Angolo Quadro
+ Rcl Elettrico

Dimensioni (cm): 280x210

Rcl: Elettrico

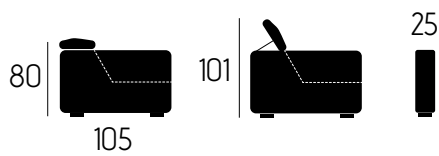
Piede (h/cm): 14




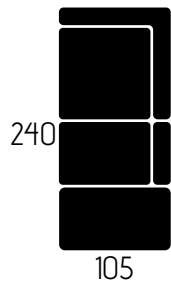
Optima
Top Line



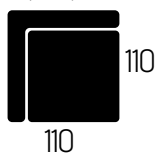
CARATTERISTICHE TECNICHE



ANGOLO POLTRONA
TERMINALE



angolo quadro



POLTRONA	POLTRONA MAX	2 POSTI	3 POSTI	3 POSTI MAX
120	130	180	190	210
95	105	155	165	185
70	80	130	140	160

POLTRONA	2 POSTI	2 POSTI MAX	3 POSTI	3 POSTI MAX
140	170	190	210	230
(m) 70 (r)90	(m) 100 (r)120	(m) 120 (r)140	(m) 140 (r)160	(m) 160 (r)180
115	145	165	185	205
(m) 70 (r)90	(m) 100 (r)120	(m) 120 (r)140	(m) 140 (r)160	(m) 160 (r)180

RECLINER
ELETTRICO



157

Il meccanismo Recliner Elettrico può essere installato anche ad una sola seduta.